

# Arbah IPO Fund

Arbah Capital

Fact Sheet as of June 30, 2018



## Investment Objective

Arbah IPO Fund is an open end Shariah compliant mutual fund which can only invest in IPOs and the companies which have been listed in the last five years.

## Management Type

Blend

## Benchmark

Arbah IPO Index

## Base Currency

Saudi Riyal

## Fund Management Team

Abdulaziz Al Muammar  
Abdulrahman Al Nuaman

## Fund Launch Date

2<sup>nd</sup> April 2011

## Custodian

Arbah Capital

## NAV as of June 2017

SAR 17.63

## Fund Size as of June 2018 ,30

SAR 29,635 M

## Investing in Fund

|  |            |
|--|------------|
| Minimum Initial Investment (Individuals) | SAR 10,000 |
| Minimum Initial Investment (Companies)   | SAR 20,000 |
| Minimum Additional Investment            | SAR 5,000  |

## Fees

|                   |             |
|-------------------|-------------|
| Subscription Fees | up to 2.0 % |
| Management Fees   | 1.75 % p.a. |
| Custody Fees      | 0.25 % p.a. |

## Fund Facts

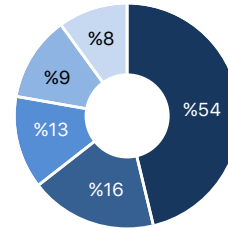
Seeks to achieve long-term capital appreciation by investing in IPOs and in companies listed in the last five years. The fund's aim is to build a solid portfolio of stocks able to outperform the market through economic cycles.

Tried and tested investment approach. The investment team stresses a deep search for business and company management teams that have a proven track record of generating wealth.

Over a decade of experience investing in financial markets, the portfolio management team puts an emphasis on in-house research and looking beyond published reports.

## Portfolio Holdings

| Top 5 holdings              | %  |
|-----------------------------|----|
| Agriculture & Food Industry | 14 |
| Industrial Investment       | 11 |
| Building & Construction     | 8  |
| Transport                   | 7  |
| Cash                        | 47 |

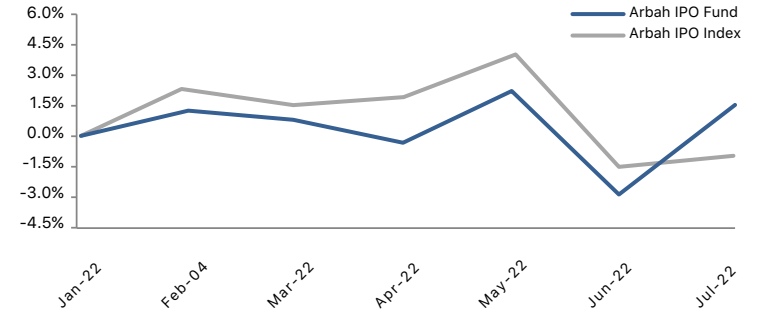


## Cumulative Performance

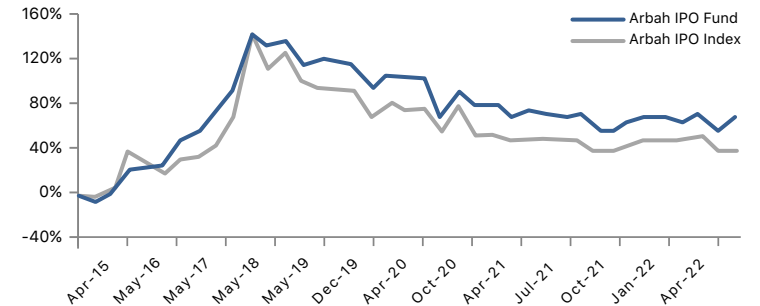
|                    | YTD   | Since Launch |
|--------------------|-------|--------------|
| Arbah IPO Fund     | 1.9%  | +76.30%      |
| Arbah IPO Index    | -1.1% | +43.41%      |
| Active Performance | 3.0%  | +32.89%      |

\*Tasi Index Performance +15.05% +25.54%

## YTD Performance



## Cumulative Performance since Launch



## DISCLAIMER:

This publication is for informational purpose only and nothing herein should be construed as a solicitation, recommendation or an offer to buy or sell any fund. All investments in mutual funds are subject to market risk. The NAV based prices of units and any dividends/returns thereon are dependent on the forces and factors affecting the capital market. These may go up or down based on market conditions. Past performance is not necessarily an indicative of future results.

## Contact us...

Al Khaleej Road, Samic Tower, 8<sup>th</sup> Floor, P.O. Box 8807, Dammam 31492, Kingdom of Saudi Arabia

Toll Free: (800) 433-7777

T: +966 (13) 831-6485

F: +966 (13) 809-4906

E-mail: am@arbahcapital.com